



Town of Elrose *NEWSLETTER*

Box 458, Elrose, Saskatchewan, S0L 0Z0
Telephone (306) 378-2202 Fax (306) 378-2966 townofelrose@sasktel.net

December 2021

Council Corner

The Uniplex is our Emergency Evacuation Centre, as part of our Emergency Response Plan. Batex Energy Corp generously donated a generator, to which the R.M. of Monet and Town jointly set up and installed.

NOW HIRING

Casual Relief Receptionist - Elrose Monet Drs Clinic

Position provides administrative support for the clinic, its doctors and patients on a casual basis. Previous experience preferred but not required.

Please send resume to:

Town of Elrose

Box 458

Elrose, SK

S0L 0Z0

Email: townofelrose@sasktel.net

Fax: 306-378-2966

Only those persons selected for an interview will be contacted.

Holiday Hours

The **Town Office and Maintenance Shop** will be closed December 24pm, 27, 28 & 31pm. The **Waste Transfer Station** will be closed on December 25 and January 1.

The new **Sasktel North Battleford & District Phonebooks** are available at the Town Office.

Just a reminder:

- All Utility Bill arrears are due by December 31st (no including December Utility Bill), any outstanding arrears are subject to a 10% penalty as of January 1.
- **Property Tax Discounts** - you can still take advantage of a 3% discount, on the Municipal portion of the current year taxes until December 31st.

A big THANK YOU to Kari Hintze and the Committee for volunteering to decorate our Lil Mills Garden again this holiday season.

Notice of Call for Nominations Municipal By-Election

PUBLIC NOTICE is hereby given that nominations of candidates for the office of:

TOWN of ELROSE

Councillor: Number to be Elected: 1

will be received by the undersigned on the 15th day of December, 2021 from 9:00 a.m. to 4:00 p.m. at the Town of Elrose,

and

during regular business hours on November 30th to December 14th, 2021.

Nomination forms may be obtained at the following location:


Town of Elrose Office
101 Main Street
Elrose, SK

Dated this 30th day of November, 2021.

Angela Langen
Returning Officer



The **Christmas Light Quarrel** is brought to you once again by our generous sponsors! All rules are posted at the Town Office and on our Facebook page. Judging will take place later this month by the ECS SLT, please watch for more details on exact dates.



The Town of Elrose

Presents:

2021 Christmas Light Quarrel

Show your holiday spirit while having a chance to win ***cold hard cash!***
In mid-December judges will tour the town and select the best holiday light displays they see.

Prizes will be awarded to the top 3 houses and best business as follows:

Houses: 1st Place \$500

2nd Place \$350

3rd Place \$250

Best Business : \$400

Runner-up : \$100

Sponsored by the following local businesses:

Elrose Pharmacy

Rowley's Electric

Midtown Autobody

Mills Agencies

Kuhmart

J & K Building Supplies

Elrose Tavern

Marchand's Service

Don's Auto Upholstery

Western Sales


Rural Roots Hair Co.

Prairie Centre Credit Union

G Mac's Ag Team


4/44 Services

JRH Plumbing & Heating



Support local businesses

They support you



Deer depredation to **gardens and ornamental trees** within towns and villages is not uncommon. Many deer seek garden plants and ornamental trees as an alternate food source. There are, however, measures that can be taken to deter this problem.

TREES SUSCEPTABLE TO DEER DAMAGE

Red Osier Dogwood, Flowering Dogwood, Kousa Dogwood, Blue/Green Junipers, Norway Spruce, White Spruce, Mugo Pine, Scots Pine, Lilac, Japanese Wisteria, Red Maple, Cotoneaster, Cedars, Climbing Hydrangea, Virginia Creeper, Sweet Mock Orange, Bush Cinquefoil, Willows, Basswood, Balsam Fir, Fraser Fir, Norway Maple, Clematis, Apples/Cherries/Plums, Mountain Ash

FENCING/WRAPPING


Fencing techniques such as wrapping with burlap, small mesh page wire, or chicken wire best protects ornamentals. This will protect ornamentals from being browsed and stepped upon. For gardens, 6 to 7 foot fencing will keep deer out completely provided the fence is in good repair and is maintained as needed.



Wrapping trees can prevent damage

SCARE PISTOL

Single shot .22 cal scare pistol available to rural residents to scare deer away.



.22 Cal Scare Pistol & 12 ga Scare Shells

COMMERCIAL REPELLENTS

Deer-Away and Scoot: Both have been proven to be effective in deterring deer from gardens and ornamental trees. These are available at local hardware stores. Also available are TKO and Critter Control.

TKO

TKO is a citrus-based liquid available at most home and garden stores. TKO is mixed with water in a 2 ounce to 1-gallon ratio and sprayed directly onto ornamental trees and gardens. Continued spraying of the tree with this mixture is recommended.



TKO

CRITTER CONTROL


Critter Control is 100% natural and biodegradable. Critter Control is a blend of herbs, spices, and pepper that when combined create an odor that deer cannot stand. Critter Control can be put into a nylon stocking and hung from the tree in a couple of places or the tree can be sprinkled with the mixture. It is best to wet the bush or tree first so the Critter Control sticks to it. It is high in potash so it makes a good fertilizer as well. Critter Control is available at your local Sask Environment Office.



Critter Control

ALUMINUM PIE PLATES

Tying 8" aluminum pie plates to the tree in various places will discourage a deer from feeding on it. The pie plate will blow in the wind creating a noise and the aluminum will create reflections and light flashes that the deer are not comfortable feeding around.



Pie Plates tied to a tree

BLOOD MEAL

Blood meal is simply dried, pasteurized pig blood. It can be sprinkled on or around trees that are being fed upon by deer. The deer do not like the smell of the blood meal and will avoid it. Blood meal is safe and is a good source of fertilizer. Blood meal must be re-applied after rain or snow to maintain effectiveness. Blood meal is available at your local Sask Environment office.



Blood Meal

DISCONTINUE FEEDING

Deer become accustomed to being fed at a feeding site and soon lose their fear of humans. Feeding of deer provides a non-natural food source and can affect their diet and overall health. Feeding also maintains populations at an artificially high level thereby increasing the potential for future damage.

EGG/SOAP SHAKE

There are 2 types of solutions that work well. **Solution #1** - Mix a gallon of water with two eggs, and a tablespoon of hot sauce. Spray or pour this mixture on the trees where the deer are causing damage.

Solution #2 - Mix a teaspoon of liquid dish soap with one quart of water and a couple tablespoons of hot sauce. Place in watering can and pour over tree.